

GUIDELINES FOR STAYING SAFE IN UNIVERSITY RESIDENCES

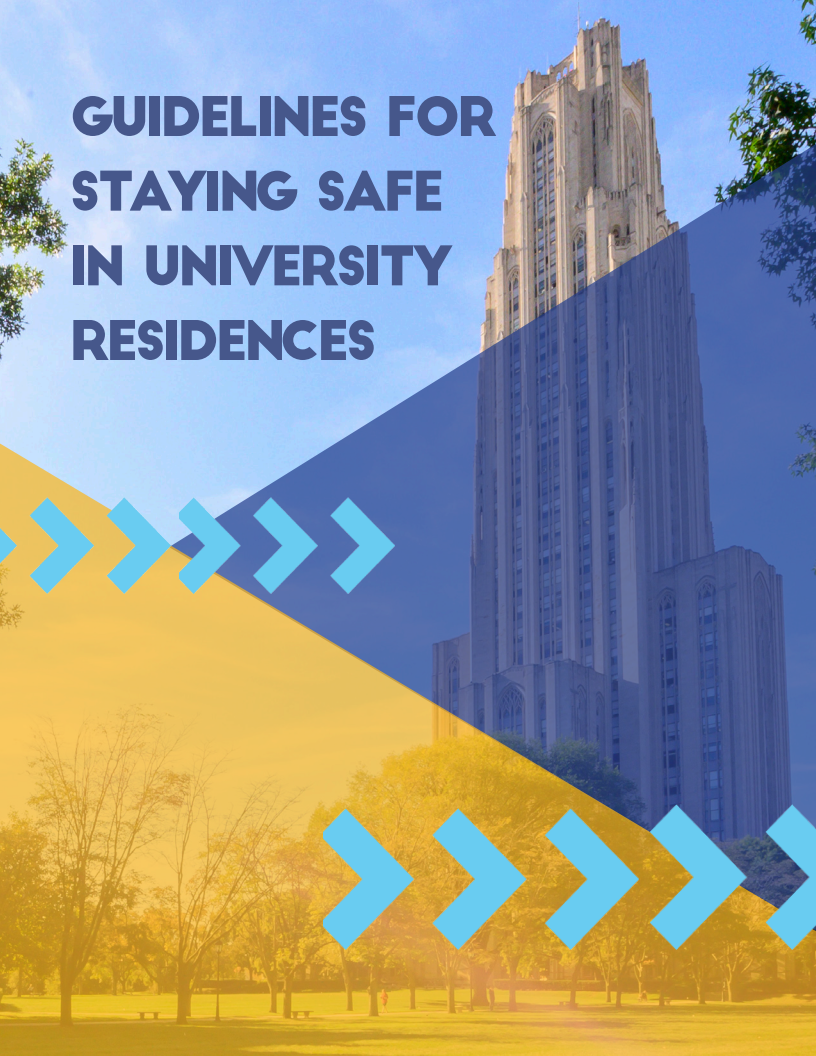


Table of Contents



Emergency Contact Info
Rules to Keep You Safe
Prohibited Appliances
Electrical Safety
Fire or Emergency – What To Do
Evacuation Assembly Locations
Kitchen Safety
Fire Extinguishers
Maintenance Requests



Emergency Contact Info

Pitt Police: 412-624-2121 or 911

Panther Central: 412-648-1100

Pitt Police and Panther Central are available 24/7 to take your call.

For urgent issues that do not immediately impact your safety, call Panther Central.

Rules to Keep You Safe

- Smoking is prohibited in all University buildings.
- Do not obstruct sidewalks, entryways, driveways, fire lanes, corridors, vestibules, passages, elevators, stairways, or fire escapes.
 - Do not store items in these areas.
- Do not tamper with heating, lighting, or fire and safety equipment.
- Do not hang clothes or other items on sprinkler heads.
- Do not remove batteries from smoke detectors.



Fact:

58% of fatal campus fires occurred in residences where smoke alarms were either missing or had been tampered with (disconnected or battery removed).
- Campus Fire Fatalities in Residential Buildings (2000-2015)

Prohibited Appliances

Toaster ovens/toasters, hot plates/cup warmers, gas grills/indoor grills, open-flame cooking devices, steamers, coffee makers with burners, rice cookers, induction cooktops, space heaters, air conditioners, halogen or high-intensity quartz light fixtures (torchiere) and lava lamps, extension cords (power strips with surge protectors are acceptable).

Off-campus lessees may have different guidelines.



University-owned apartments can be reached at 412-624-6998 or ocl@bc.pitt.edu



Electrical Safety



- Appliances should be plugged directly into a socket.
- Do not overload power strips or outlets.
- Do not connect multiple cords/power strips together, especially string lights.
- Do not staple cords.
- Irons, hairdryers, curling irons and straighteners should never be left unattended and should be unplugged when not in use.
- All traditional fire extinguishers in our buildings are Class C-rated for electrical fires.



Fact:

Electrical fires account for 11% of all campus fires in the last 16 years.
- Campus FireFatalities in residential buildings (2000-2015)

Fire or Emergency – What to Do

Preparation is important.

When you move in:

- Familiarize yourself with exit routes.
- Locate fire alarm pull stations on your floor.
- Know at least two ways out of every room, if possible.
 - Make sure all doors and windows leading outside open easily.
 - Memorize the layout of your exit route.

If you discover fire or smoke:

- Activate the nearest fire alarm pull station.
- Close windows/doors as you leave.
 - Remember your key/ID.
- Follow the evacuation route.
 - Use the stairs, not the elevators.
- Exit the building and do not re-enter until you are told it is safe to do so.



Evacuation Assembly Locations



Amos, Brackenridge, Bruce, Holland and McCormick — David Lawrence Hall
Bouquet Gardens — Posvar Hall lobby or patio
Centre Plaza — Petersen Events Center
Darragh Street — Trees Hall
Forbes — David Lawrence
Forbes-Craig — Bellefield Hall
Franklin Apartments — Posvar Hall
Litchfield Towers — David Lawrence Hall
Lothrop — Victoria Hall
Mayflower Apartments — Bellefield Hall
Nordenberg — Alumni Hall
Oakwood Apartments — Posvar Hall
Panther and Irvis — Petersen Events Center
Sutherland and Fraternities — Petersen Events Center
Ruskin Hall — Alumni Hall



Kitchen Safety

In case of a fire:

- Small pan fires – Use a large lid to smother the flames.
- Grease fires – Use baking soda or fire extinguishers.
 - Do NOT use water.
- Microwave fires – Unplug and leave the door closed.



Fire Extinguishers

Traditional fire extinguishers can be found in the residence halls every 75 feet.

- Use a fire extinguisher when the fire is confined to a small area, such as a wastebasket, and is not growing.
- Know when to go. Fire extinguishers are one element of a fire response plan, but the primary element is safe escape.
- Fire Extinguishers in university buildings are intended for use by first responders. Evacuation is always your top priority in an emergency.

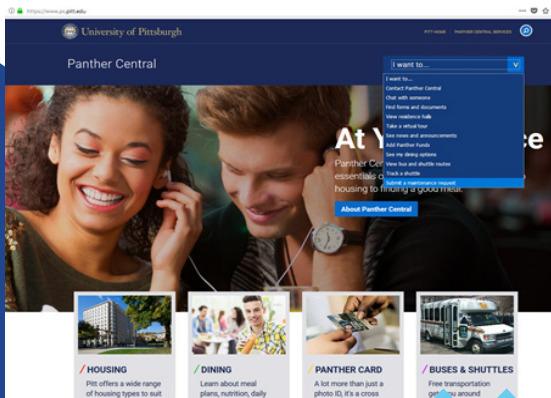
Maintenance Requests

If you see a potentially hazardous situation or damaged safety equipment in residence halls or University-owned apartments, let us know!

Go to www.pc.pitt.edu and select “Submit a maintenance request” from the drop down menu.

If you have an emergency request, call Panther Central at 412-648-1100.

We will be happy to service any other maintenance issues as well!



Refer to Signage for Safest Practices

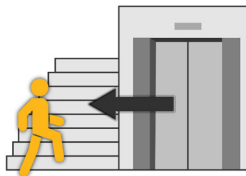
**Thank you
for helping
Panther
Nation
stay healthy.**



**Due to COVID-19
restrictions, elevator
capacity is limited which
may lead to delays.**

Staircases are open for use.

**Thank you for your
patience.**



emergency.pitt.edu/covid-19



For more information
about
residence hall safety,
please visit:

www.pc.pitt.edu/housing-services/safety-security



Follow us on social media!



@panthercentralpitt



@panthercentral



@panther central



Pitt®